



Lighthouse Financial

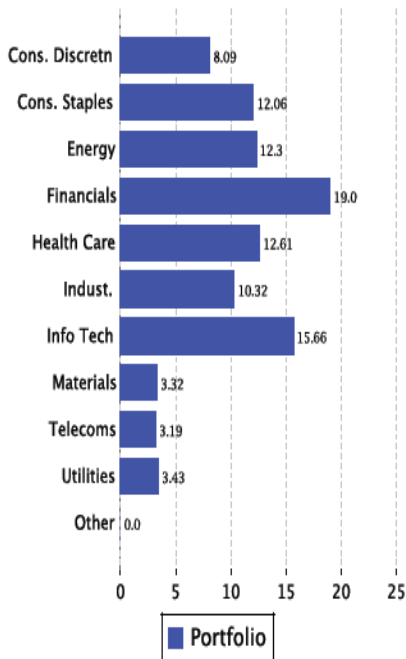
Attribution Analysis

Stock Portfolio		Start Date	10/01/2008
Benchmark	S&P 500	End Date	10/08/2008
Stock Positions	\$ 3,128,743,944		
Portfolio Name	Fund 1		

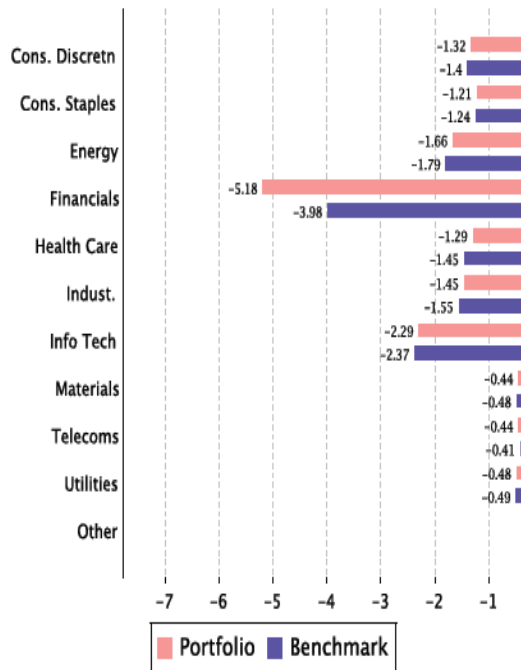
Returns	Return By	Region	Sector
Portfolio Returns	-15.74%	Stock Picking	-0.58%
Benchmark Returns	-15.16%	Active Weights	-0.49%
Relative Performance	-0.58%	Interaction	-0.05%

GICS	Stock Picking	Active Weight	Interaction
Cons Disc	0.04%	0.00%	0.00%
Consumer Staples	-0.05%	-0.05%	0.00%
Energy	0.02%	-0.01%	0.00%
Financials	-0.23%	-0.38%	-0.05%
Health Care	0.06%	-0.04%	0.00%
Industrials	0.03%	0.00%	0.00%
Info Tech	0.09%	0.00%	0.00%
Materials	0.05%	0.00%	0.00%
Telecom Services	-0.03%	0.00%	0.00%
Utilities	-0.03%	0.00%	0.00%
Other	0.00%	0.00%	0.00%

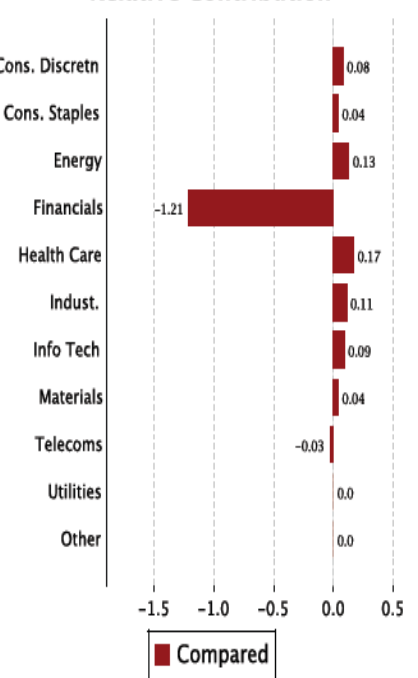
Allocation



Returns



Relative Contribution



Portfolio
Start: 01/30/2009
Benchmark: S&P 500
End: 02/24/2009
Total Market \$6,378,366
Equity Value: \$1,477,836
Returns

Portfolio Return	-6.90
Benchmark Return	-6.38
Relative Performance	-0.51

Return by

	Regions	Sectors
Stock Picking	-1.43	-2.79
Active Weights	0.00	0.00
Interaction	0.17	1.43

Leading Contributors

	%Weight	Return	Impact
ESRX EXPRESS SCRIPTS INC	10.56	7.36	0.79
GS GOLDMAN SACHS GROUP INC	3.10	9.24	0.27
PEP PEPSICO INC	3.00	4.73	0.15
MYGN MYRIAD GENETICS INC	0.50	6.82	0.03
TEVA TEVA PHARMACEUTICAL INDS	0.25	9.26	0.02

GICS Sector

	Return Allocation	Interaction
Cons Disc	-0.77	-0.06
Consumer Staples	0.16	-0.02
Energy	-0.94	0.25
Financials	-0.90	0.10
Health Care	0.82	0.16
Industrials	-0.11	-0.37
Info Tech	-0.81	0.01
Materials	-0.09	0.00
Telecom Services	0.02	-0.09
Unclassified	0.00	0.00
Utilities	-0.17	0.08

Leading Detractors

	%Weight	Return	Impact
WFC WELLS FARGO & CO NEW	1.83	-41.06	-1.05
EMR EMERSON ELEC CO	3.69	-15.66	-0.65
NTDOY NINTENDO LTD	5.32	-10.29	-0.60
WMI WASTE MGMT INC DEL	4.27	-8.97	-0.43
BAC BANK OF AMERICA	0.49	-49.50	-0.38

Largest Holdings

	%Weight	Return
ESRX EXPRESS SCRIPTS INC	10.56	7.36
NTDOY NINTENDO LTD	5.32	-10.29
WMI WASTE MGMT INC DEL	4.27	-8.97
BDX BECTON DICKINSON & CO	4.19	-3.95
AAPL APPLE INC	4.15	-5.78

**Portfolio vs S&P 500
By GICS Sector**

