








Risk Factor Exposures

Report Created: 03/09/2010 at 11:35 EST
 Portfolio: GFR IRA RUSSELL SC
 Benchmark: S&P 500 (IVV)

Analysis Date: 03/03/2010
 Portfolio Value: \$ 2,629,458.21

	International Markets (EFA)	Long Term Treasuries (TLT)	Dollar Strength (UUP)	Commodities (GSC)	U.S. Real Estate (VNQ)	Gold (GLD)	Inflation
Comparative Risk Factor Exposure							
Portfolio: GFR IRA RUSSELL SC	0.81	0.02	(0.78)	0.35	0.53	0.52	10.79
Benchmark: S&P 500 (IVV)	0.63	0.02	(0.68)	0.28	0.40	0.41	8.35
Active:	0.19	0.01	(0.10)	0.06	0.13	0.11	2.43

